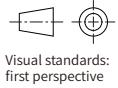
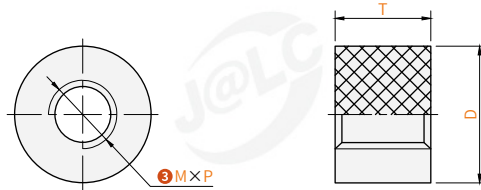


E Major category | LM Category | D - C Series | - n5 Surface treatment | M3 Thread specification
 Order guide | **1** Material | **2** Surface treatment | **3** Thread specification
 Please refer to the series code to select the type and parameters for ordering.

Mesh type

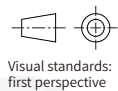
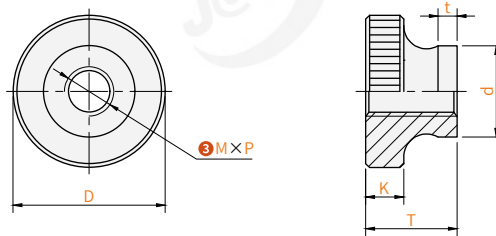
Code	Category	Material	Thread	Pattern	Shape feature
ELMC	Knurled nut	Brass	Coarse thread	Mesh	Standard



Model		P (Pitch)	D	T
Code	M			
ELMC	2	0.4	8	7
	2.5	0.45		
	3	0.5		
	4	0.7		

Straight line Through hole type

Code	Category	Material	Surface treatment	Thread	Pattern	Shape feature	Applicable standard
ELMD-CN5	Knurled nut	Carbon steel	Black zinc plating	Coarse thread	Straight line	Heightened	GB/T 806-1988
ELMD-CN			Nickle plating				
ELMD-S1W		SUS304	—				



Model		P (Pitch)	D	T	K	t	d
Code	M						
Carbon steel	3	0.5	11	7	2.8	1.2	6
	4	0.7	12	8	3	1.5	8
ELMD-CN5	5	0.8	16	10	4	2	10
ELMD-CN	6	1	20	12	5	2.5	12
SUS304	8*	1.25	24	16	6	3	16
	10*	1.5	30	20	8	3.8	20

Specifications marked with * are not applicable to ELMD-CN5/ELMD-CN.