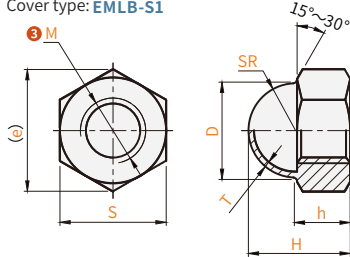


E ML C - C2 Y - M5 -
 Order guide
 Major category Series Category 1 Material 2 Type 3 Thread specification
 Please refer to the series code to select the type and parameters for ordering.

Hexagon nut

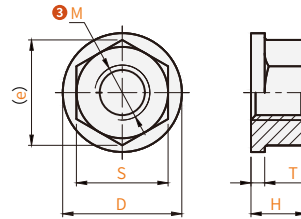
Code	Type	Type	Thread	Material ①	ST
EMLB-S1	Hexagon nut	Cover type	Coarse teeth	SUS304	Galvanized
EMLB-C17		Flange type		SWCH10R	
EMLB-S17				SUSXM7	

Cover type: **EMLB-S1**

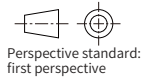


- Applicable standard: DIN 1587-1987
- The nut and the round cap in the cap-type hexagonal nut are welded processing.

Flange type: **EMLB-C17/EMLB-S17**



- This product applies to the standard: DIN 6923-1983
JISB 1190-2005
ISO 4161-1999
GB/T 6177.1-2000



Model Code	M ③	P Pitch	H	h	S	D	T	e(about)	SR
Cover type EMLB-S1	3	0.5	6	2.4	5.5	4.6		6.1	—
	4	0.7	8	3.2	7	6.5		7.66	3.25
	5	0.8	10	4	8	7.5		8.79	3.75
	6	1.0	12	5	10	9.5		11.05	4.75
	8	1.25	15	6.5	13	12.5		14.38	6.25
	10	1.5	18	8	17	16		18.9	8
	12	1.75	22	10	19	18	3	21.1	9
	16	2.0	28	13	24	23	4	26.75	11.5
	20	2.5	34	16	30	28	5	33.53	14
	24	3.0	42	19	36	34	6	39.98	17

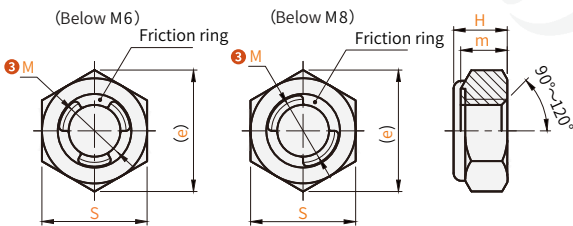
Model Code	M ③	P Pitch	D	S	e	H	T
Flange type EMLB-C17 EMLB-S17	5	0.8	11.8	8	8.79	5	1
	6	1.0	14.2	10	11.05	6	1.1
	8	1.25	17.9	13	14.38	8	1.2
	10	1.5	21.8	15	16.64	10	1.5
	12	1.75	26	18	20.03	12	1.8
	(14)	2.0	29.9	21	23.36	14	2.1
	16	2.0	34.5	24	26.75	16	2.4
	(20)	2.5	42.8	30	32.95	20	3

- Specifications with (*) are not applicable to **EMLB-S17**.

Anti-loosening nut

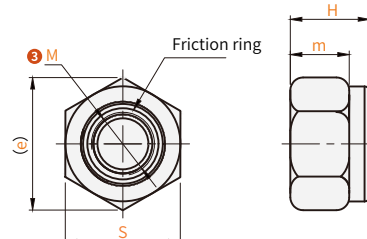
Code	Type	Type ②	Screw teeth	Material ①	ST
EMLC-C2-Y	Anti-loosening	Full metal	Coarse teeth	S45C	Galvanized
EMLC-S1-Y				SUS304	-
EMLC-C2-N		Non-metallic inserts	Coarse teeth	S45C	Galvanized
EMLC-S1-N				SUS304	-

Full metal: **EMLC-C2-Y/EMLC-S1-Y**



- Applicable standards: DIN980-1987

Non-metallic insert: **EMLC-C2-N/EMLC-S1-N**



- Applicable standards: DIN985-1987



Model Code	M ③	P Pitch	S	H	m	e	Fastening torque N/m		
							EMLC-C2-Y	EMLC-S1-Y	
Full metal EMLC-C2-Y EMLC-S1-Y	4	0.7	7	4.2	3	8.1	2.2	1.9	
	5	0.8	8	5.1	3.9	9.2	4.4	3.8	
	6	1.0	10	6	4.2	11.5	7.4	6.5	
	8	1.25	13	0	8	6.1	15	18	
	10	1.5	17(16)	-0.25	10	7.1	19.6	36	31
	12	1.75	19(18)	0	12	9	21.9	62	55
16	2.0	24	-0.35	16	13	27.7	155	135	

Model Code	M ③	P Pitch	m	H	S	e
Non-metallic inserts EMLC-C2-N EMLC-S1-N	3	0.5	2.4	4	5.5	6.01
	4	0.7	2.9	5	7	7.66
	5	0.8	3.2	5	8	8.79
	6	1.0	4	6	10	11.05
	8	1.25	5.5	8	13	14.38
	10A	1.50	6.5	10	17	18.9
	12A	1.75	8	12	19	21.1
	14		9.5	14	22	24.49
	16	2.0	10.5	16	24	26.75
	18		13	18.5	27	29.56
	20	2.5	14	20	30	32.95
	(22)		15	22	32	35.03
	24		17	24	36	39.55
	(27)	3.0	17	27	41	45.2
	(30)	3.5	19	30	46	50.85

- Specifications with () are not applicable to **EMLC-S1-N**.